



PIRATE BRAND[®]

CONVERSION KITS

FOR SMALL AND BULK ABRASIVE BLASTERS



Proudly Distributed By:



2717 Tobey • Indianapolis, IN 46219
(317) 545-0665 • FAX (317) 545-0670 • (800) 800-0665
www.idsblast.com

PRODUCT LINE BROCHURE

WHAT CAN PIRATE BRAND®

CONVERSION KITS

DO FOR YOU?



CONVERT YOUR OLD SYSTEM

If you have a blaster that just isn't what you want it to be or just doesn't perform the way you think it should, then a Pirate Brand® conversion kit is the cost effective solution you are looking for. When you replace your current piping and valves with a conversion kit, you are in control.

Do you want a blaster that stays pressurized when you release the control handle so you can blast in short bursts with faster starts and stops? Try converting your blaster with one of our SPH (Pressure Hold) kits. Or maybe you want your blaster to have a simple and easy to maintain set up. One of our SPR (Pressure Release) kits will do the trick.

Pirate Brand® Conversion Kits allow you to get the blasting system you want without replacing the whole blaster which is costly and unnecessary. Our conversion kits are engineered and tested to work with several OEMs including but not limited to *Schmidt®, Empire, P&G and Clemco®.



After Conversion

REBUILD YOUR SYSTEM

Do you have a blaster that already uses our SPR (Pressure Release), SPH (Pressure Hold), or similar set up by another manufacturer but it is simply worn out? Pick up a conversion kit and replace those worn out parts.


A conversion kit rebuild is far cheaper than replacing the whole blaster and when you use our conversion kits, you get the added benefit of using our top-quality, reliable Pirate Brand® valves.

If you are doing a complete rebuild... remember Pirate Brand® carries a complete line of replacement parts including pop-ups, hand-way gaskets and wheels.

** Pirate Brand is not affiliated with the other manufacturers mentioned on this page. In addition to its own line of blasting equipment and parts, Pirate Brand manufactures parts that are compatible with other manufacturers' equipment.*

PIRATE BRAND® VALVES

Pirate Brand® carries an arsenal of valves that are time tested and can get the job done. The following valves are featured in our high quality conversion kits.



APVII™ METERING VALVE (AUTOMATIC PLUNGER VALVE II)

The APVII™ is a premium automatic metering valve with several improvements over the standard design that makes it a long-wearing, low-maintenance and reliable valve. It features a tungsten carbide plunger and sleeve, quadruple plunger seal arrangement, a clean out port and many more premium features making the APVII™ a tough valve that is up to the job.



APV METERING VALVE (AUTOMATIC PLUNGER VALVE)

The APV is our long-time standard automatic metering valve. It is available with a urethane sleeve or tungsten carbide sleeve depending on what will serve your needs best. It has been improved over the years with an anti-vibration disc which prevents unwanted turning of the adjustment knob and a filtered vent to prevent abrasive dust from entering the piston chamber.



MPV METERING VALVE (MANUAL PLUNGER VALVE)

The MPV is our standard manual metering valve. Featuring a urethane sleeve and simple design, this tried and true design will perform reliably for you time and time again.



COMBINATION VALVE (DUAL FUNCTION REMOTELY CONTROLLED VALVE)

The Combination Valve is used on pressure release (SPR) systems and is a 2 in 1 design that will stop the air blasting and relieves the pressure from the vessel when the control handle is released. The combination valve is great for eliminating premature blow down failure that is common with other manufacturers. Another simple, but effective and reliable design.



AAV (AUTOMATIC AIR VALVE)

The AAV is an automatic air shut-off valve used on pressure hold systems that controls the flow of air through the system based on input from a remote control device. In addition to the standard AAV line, we offer the AAV in a BIG GUN™ full flow version. This zero pressure drop version is a must when using #7, #8, #10 & #12 nozzles.

SPR SERIES (PRESSURE RELEASE)

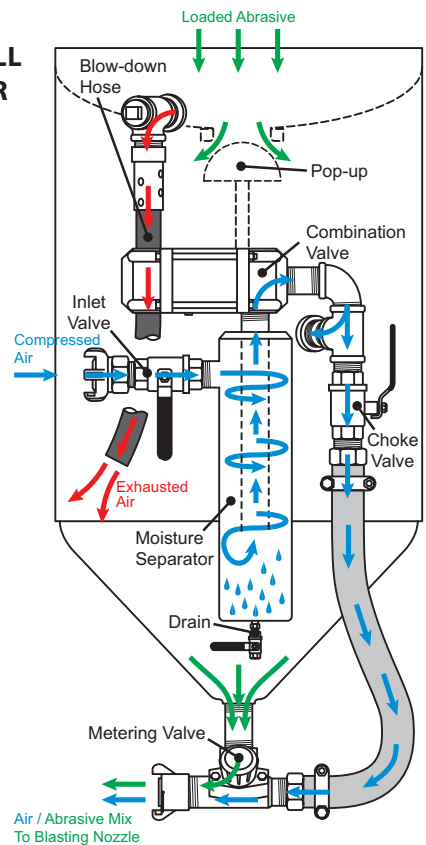
HOW SPR SMALL SYSTEMS WORK

ADDING ABRASIVE
Abrasive is added through the hole in the top of the Abrasive Blaster where the Pop-up and its seat are located. When abrasive is added, it flows down through the hole, around the Pop-up, and down to the bottom of the pressure vessel where it will exit through the Metering Valve when blasting is started.

PRESSURIZATION
When a compressed air source (such as an air-compressor) is connected to the inlet of the Abrasive Blaster and the Inlet Valve is opened, compressed air flows through the Moisture Separator and reaches the Combination Valve where it is stopped. When the control handle is activated, the Combination Valve pinches the Blow-down Hose and air flows through the Combination Valve into the pressure vessel causing the Pop-up (located internally) to seal against its seat. The pressure vessel is now sealed and pressurized. Air will also continue past the Choke Valve to the Metering Valve where it is mixed with abrasive. The mixture of compressed air will now exit the Abrasive Blaster through a blast hose and nozzle connected to the coupling on the Metering Valve and blasting begins. It is important to note that in SPR abrasive blasters equipped with MPV Metering Valves, some abrasive will collect at the base of the valve causing the blast hose to pulsate and spray abrasive erratically for a short time when blasting is started. This is normal and will not hurt the Abrasive Blaster.

DEPRESSURIZATION (BLOW-DOWN)
When the control handle is released in a pressure release (SPR) system, the Combination Valve automatically closes stopping the flow of compressed air and releasing the Blow-down Hose. The compressed air remaining in the pressure vessel is released through the Blow-down Hose and blasting ends.

SPR SMALL BLASTER



SPH SERIES (PRESSURE HOLD)

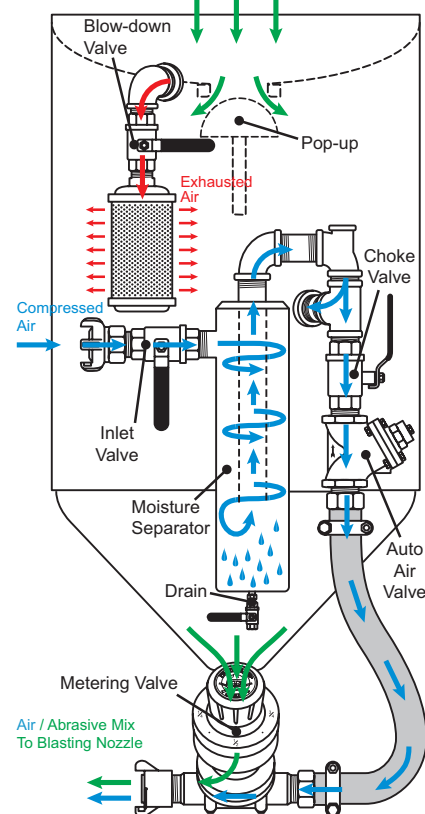
SPH SMALL BLASTER

HOW SPH SMALL BLASTER SYSTEMS WORK

ADDING ABRASIVE
Abrasive is added through the hole in the top of the Abrasive Blaster where the Pop-up and its seat are located. When abrasive is added, it flows down through the hole, around the Pop-up and, down to the bottom of the pressure vessel where it will exit through the Metering Valve when blasting is started.

PRESSURIZATION
Before pressurization can take place in a pressure hold system, the Blow-down Valve must be closed. Then, when a compressed air source (such as an air-compressor) is connected to the inlet of the Abrasive Blaster and the Inlet Valve is opened, compressed air can flow through the Moisture Separator and into the pressure vessel causing the Pop-up (located internally) to seal against its seat allowing the pressure vessel to become pressurized. When the control handle is activated, the Auto Air Valve and Metering Valve open allowing compressed air & abrasive to flow and mix. The mixture of compressed air and abrasive will now exit the Abrasive Blaster through a blast hose and nozzle connected to the coupling on the Metering Valve and blasting begins.

DEPRESSURIZATION (BLOW-DOWN)
When the control handle is released in a pressure hold (SPH) system, the pressure vessel remains filled with compressed air. The compressed air remaining in the pressure vessel is released when the inlet valve is manually closed and the blow-down valve is manually opened.



SPH BULK SERIES (PRESSURE HOLD)

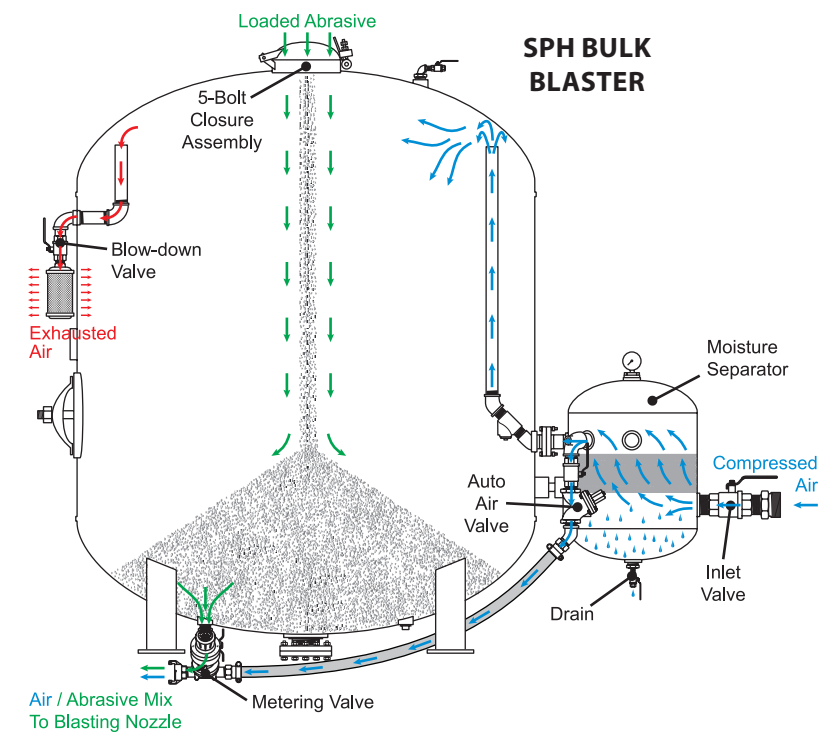
HOW SPH BULK BLASTER SYSTEMS WORK

ADDING ABRASIVE
Abrasive is added through the 5-Bolt Closure Assembly at the top of the Abrasive Blaster. When abrasive is added, it flows down through the hole, around the Double Seal Posi Seal Valve (If Equipped), and down to the bottom of the pressure vessel where it will exit through the Metering Valve when blasting is started.

PRESSURIZATION
Before pressurization can take place in a pressure hold system, the Blow-down Valve must be closed, and the 5-Bolt Closure Assembly must be properly closed on blasters not equipped with the Double Seal Posi Seal Valve. Then, when a compressed air source (such as an air-compressor) is connected to the inlet of the Abrasive Blaster and the Inlet Valve is opened, compressed air can flow through the Moisture Separator and into the pressure vessel causing the pressure vessel to become pressurized. When the control handle is activated, the Auto Air Valve and Metering Valve open allowing compressed air & abrasive to flow and mix. The mixture of compressed air and abrasive will now exit the Abrasive Blaster through a blast hose and nozzle connected to the coupling on the Metering Valve and blasting begins.

DEPRESSURIZATION (BLOW-DOWN)
When the control handle is released in a pressure hold (SPH) system, the pressure vessel remains filled with compressed air. The compressed air remaining in the pressure vessel is released when the inlet valve is manually closed and the blow-down valve is manually opened.

SPH BULK BLASTER



TWO GREAT SYSTEMS, BUT WHICH IS RIGHT FOR YOU?

SPR STRENGTHS

- Automatically blows down vessel when control handle is released
- Low maintenance design
- Simple troubleshooting for in field repairs
- Manual Plunger Valve is a simple reliable design that provides a wide range of adjustment of abrasive flow to the nozzle
- Great for eliminating premature blow down failure that is common with other manufacturers

SPH STRENGTHS

- Reduces abrasive consumption
- Reduces moisture problems
- Smoother starts & stops
- Includes Blow Down Muffler reducing unnecessary loud noise
- Abrasive cut-off option for high velocity blow off
- Heavy Duty Filtered Control Valve reduces stopping time when control handle is released



☠️ SMALL-POT CONVERSION KITS ☠️

You will find that Pirate Brand® small-pot conversion kits go the extra mile and are a great way to get that old blast machine back on its feet and performing better than ever. Small-pot conversion kits are available for electric and pneumatic systems. With each, you can choose a SPR (Pressure Release) or SPH (Pressure Hold) set-up to suit your specific blasting needs. These kits include everything you will need to fit those major brands like *Clemco®, Empire, P&G, etc.

All conversion kits include hard-set thread sealant and premium components that are galvanized or powder coated for corrosion resistance. Other extras you won't expect are a blowdown ball valve and muffler on SPH systems. Additional options include abrasive cutoffs, pressure regulators and moisture separators.



SPR PNEUMATIC PIRATE BRAND CONVERSION KIT

SPH PNEUMATIC PIRATE BRAND CONVERSION KIT

Empire blaster shown converted to a Pressure Release Pneumatic System.



Clemco® blaster shown converted to a Pressure Release Pneumatic System.

Clemco® blaster shown converted to a Pressure Hold Pneumatic System.



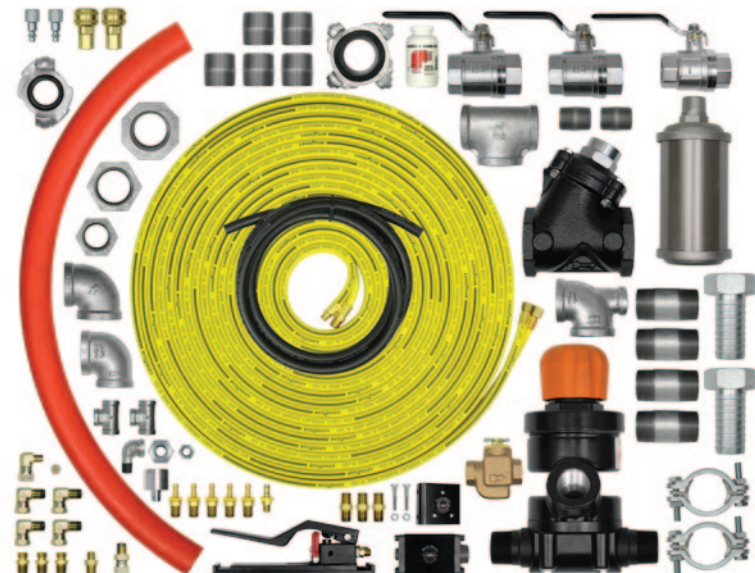
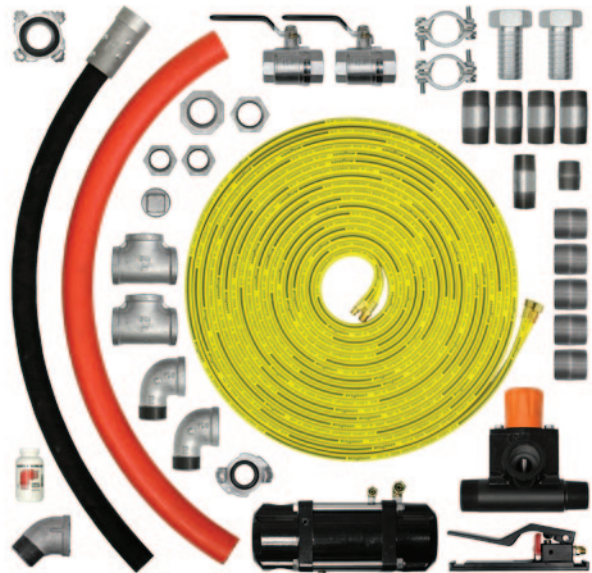
Empire blaster shown converted to a Pressure Hold Pneumatic System.

Part Number: 888-0001-071PB

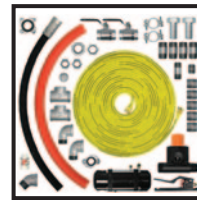
CONVERSION KIT MPV/COMBINATION PNEUMATIC 1-1/4" SMALL BLASTER PRESSURE RELEASE SYSTEM

Part Number: 888-0002-071PB

CONVERSION KIT APV-URETHANE PNEUMATIC 1-1/4" SMALL BLASTER PRESSURE HOLD SYSTEM



SMALL-POT CONVERSION KITS



SPR PNEUMATIC CONVERSION KITS

CONVERSION KIT COMBINATION PNEUMATIC 1-1/4" SMALL BLASTER PRESSURE RELEASE SYSTEM (NOT SHOWN)

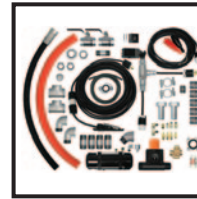
OR

CONVERSION KIT MPV/COMBINATION PNEUMATIC 1-1/4" SMALL BLASTER PRESSURE RELEASE SYSTEM

PART NUMBERS

Without Metering Valve - 888-0001-000PB

With MPV Metering Valve - 888-0001-071PB



SPR ELECTRIC CONVERSION KITS

CONVERSION KIT COMBINATION ELECTRIC 12 VDC 1-1/4" SMALL BLASTER PRESSURE RELEASE SYSTEM (NOT SHOWN)


OR

CONVERSION KIT MPV/COMBINATION ELECTRIC 12VDC 1-1/4" SMALL BLASTER PRESSURE RELEASE SYSTEM

PART NUMBERS

Without Metering Valve - 888-0001-100PB

With MPV Metering Valve - 888-0001-171PB



SPH PNEUMATIC CONVERSION KITS w/APV

CONVERSION KIT APV-URETHANE PNEUMATIC 1" SMALL BLASTER PRESSURE HOLD SYSTEM


OR

CONVERSION KIT APV-URETHANE PNEUMATIC 1-1/4" SMALL BLASTER PRESSURE HOLD SYSTEM

PART NUMBERS

1" - 888-0002-061PB

1-1/4" - 888-0002-071PB



SPH PNEUMATIC CONVERSION KITS w/APVII

CONVERSION KIT APV II-TUNGSTEN CARBIDE PNEUMATIC 1" SMALL BLASTER PRESSURE HOLD SYSTEMS


OR

CONVERSION KIT APV II-TUNGSTEN CARBIDE PNEUMATIC 1-1/4" SMALL BLASTER PRESSURE HOLD SYSTEM

PART NUMBERS

1" - 888-0002-062PB

1-1/4" - 888-0002-072PB



SPH ELECTRIC CONVERSION KITS w/APV

CONVERSION KIT APV-URETHANE ELECTRIC, 1" SMALL BLASTER PRESSURE HOLD SYSTEM

OR


CONVERSION KIT APV-URETHANE ELECTRIC, 1-1/4" SMALL BLASTER PRESSURE HOLD SYSTEM

* 12VDC SMALL BLASTER SINGLE OUTLET JUNCTION TEE KIT 888-7112-00001PB REQUIRED. (INCLUDES JUNCTION TEE, CONTROL VALVE, POWER CORD, CONTROL HANDLE & 55' CONTROL CORD)

PART NUMBERS

1" - 888-0002-161PB

1-1/4" - 888-0002-171PB



SPH ELECTRIC CONVERSION KITS w/APVII

CONVERSION KIT APV II-TUNGSTEN CARBIDE ELECTRIC, 1" SMALL BLASTER PRESSURE HOLD SYSTEM

OR

CONVERSION KIT APV II-TUNGSTEN CARBIDE ELECTRIC, 1-1/4" SMALL BLASTER PRESSURE HOLD SYSTEM

* 12VDC SMALL BLASTER SINGLE OUTLET JUNCTION TEE KIT 888-7112-00001PB REQUIRED. (INCLUDES JUNCTION TEE, CONTROL VALVE, POWER CORD, CONTROL HANDLE & 55' CONTROL CORD)

PART NUMBERS

1" - 888-0002-162PB

1-1/4" - 888-0002-172PB

* Pirate Brand is not affiliated with the other manufacturers mentioned on this page. In addition to its own line of blasting equipment and parts, Pirate Brand manufactures parts that are compatible with other manufacturers' equipment.

☠ BULK-POT CONVERSION KITS ☠

Our Pirate Brand® bulk conversion kits and junction boxes are easy to install and give you lots of options, like pneumatic or electric systems. They are a great way to get that old blast machine performing like new again.

Our Premium 1-1/2" conversion kits feature the **BIG GUN™** full flow system which provides a zero pressure drop path for air and abrasive to travel to the blast nozzle.

Pirate Brand® conversion kits include everything you will need to fit those major brands like *Clemco®, Empire, Schmidt Mfg., etc. Kits also include hard-set thread sealant and premium components that are galvanized or powder coated for corrosion resistance. Additional options include, exhaust mufflers and union end ball valves.



HOW TO DO A 3 OUTLET ELECTRIC CONVERSION


STEP 1 SPH ELECTRIC CONVERSION KIT (Qty. 3 Required for 3 Outlet Conversion)



Empire bulk blaster converted to a Pressure Hold 3 Outlet Big Gun System. Optional Union-End Ball Valves shown here are not included with this kit.

Part Number: 888-0003-192PB

CONVERSION KIT APVII-TUNGSTEN CARBIDE BIG GUN ELECTRIC 12VDC, 1-1/2" BULK BLASTER PRESSURE HOLD SYSTEM



STEP 2 SPH ELECTRIC JUNCTION BOX (Qty. 1 Junction Box [3-outlet] required for 3 Outlet Conversion)



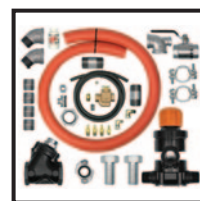
Empire bulk blaster converted to a Pressure Hold 3 Outlet Big Gun System. Optional Union-End Ball Valves shown here are not included with this kit.

Part Number: 888-7112-30001PB

JUNCTION BOX KIT 12VDC BULK BLASTER (3) OUTLET



BULK-POT CONVERSION KITS



SPH ELECTRIC CONVERSION KITS W/APV

CONVERSION KIT APV-URETHANE ELECTRIC 12VDC, 1-1/4" BULK BLASTER PRESSURE HOLD SYSTEM
OR
CONVERSION KIT APV-URETHANE ELECTRIC 12VDC, 1-1/2" BULK BLASTER PRESSURE HOLD SYSTEM

PART NUMBER

1-1/4" - 888-0003-171PB

1-1/2" - 888-0003-181PB



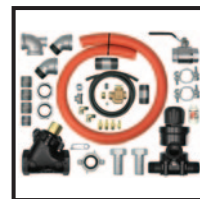
SPH ELECTRIC CONVERSION KITS W/APVII

CONVERSION KIT APV II-TUNGSTEN CARBIDE ELECTRIC 12VDC, 1-1/4" BULK BLASTER PRESSURE HOLD SYSTEM
OR
CONVERSION KIT APV II-TUNGSTEN CARBIDE ELECTRIC 12VDC, 1-1/2" BULK BLASTER PRESSURE HOLD SYSTEM

PART NUMBERS

1-1/4" - 888-0003-172PB

1-1/2" - 888-0003-182PB

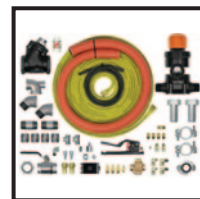


SPH **BIG GUN™** ELECTRIC CONVERSION KIT W/APVII

CONVERSION KIT APV II-TUNGSTEN CARBIDE BIG GUN ELECTRIC 12VDC, 1-1/2" BULK BLASTER PRESSURE HOLD SYSTEM

PART NUMBERS

1-1/2" - 888-0003-192PB



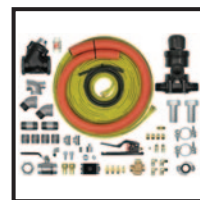
SPH PNEUMATIC CONVERSION KITS W/APV

CONVERSION KIT APV-URETHANE PNEUMATIC 1-1/4" BULK BLASTER PRESSURE HOLD SYSTEM
OR
CONVERSION KIT APV-URETHANE PNEUMATIC 1-1/2" BULK BLASTER PRESSURE HOLD SYSTEM

PART NUMBERS

1-1/4" - 888-0003-071PB

1-1/2" - 888-0003-081PB



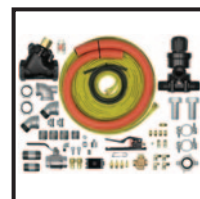
SPH PNEUMATIC CONVERSION KITS W/APVII

CONVERSION KIT APV II-TUNGSTEN CARBIDE PNEUMATIC 1-1/4" BULK BLASTER PRESSURE HOLD SYSTEM
OR
CONVERSION KIT APV II-TUNGSTEN CARBIDE PNEUMATIC 1-1/2" BULK BLASTER PRESSURE HOLD SYSTEM

PART NUMBERS

1-1/4" - 888-0003-072PB

1-1/2" - 888-0003-082



SPH **BIG GUN™** PNEUMATIC CONVERSION KIT W/APVII

CONVERSION KIT APV II-TUNGSTEN CARBIDE BIG GUN PNEUMATIC 1-1/2" BULK BLASTER PRESSURE HOLD SYSTEM

PART NUMBERS

1-1/2" - 888-0003-092PB

↓ All Kits Shown Above Require A Junction Box Kit ↓

JUNCTION BOX KITS

When converting a bulk blaster to an electrically controlled system, a junction box kit is required. Junction box kits are chosen by the number of total outlets your bulk pot will be converted to. For example, if you purchase 3 bulk electric conversion kits, you will need a (3) outlet junction box kit to operate it (see explanation on page 8). Abrasive cut-off junction box kits are also available which allow you to blow off your project with the same high velocity air you blast with.



JUNCTION BOX KITS

- JUNCTION BOX KIT 12VDC BULK BLASTER (2) OUTLET
- JUNCTION BOX KIT 12VDC BULK BLASTER (3) OUTLET
- JUNCTION BOX KIT 12VDC BULK BLASTER (4) OUTLET

PART NUMBERS

- (2) Outlet - 888-7112-20001PB
- (3) Outlet - 888-7112-30001PB
- (4) Outlet - 888-7112-40001PB



ABRASIVE CUT-OFF JUNCTION BOX KITS

- A.C.O. JUNCTION BOX KIT 12VDC BULK BLASTER (2) OUTLET
- A.C.O. JUNCTION BOX KIT 12VDC BULK BLASTER (3) OUTLET
- A.C.O. JUNCTION BOX KIT 12VDC BULK BLASTER (4) OUTLET

- (2) Outlet - 888-2035-13201PB
- (3) Outlet - 888-2035-13301PB
- (4) Outlet - 888-2035-13401PB

* Pirate Brand is not affiliated with the other manufacturers mentioned on this page. In addition to its own line of blasting equipment and parts, Pirate Brand manufactures parts that are compatible with other manufacturers' equipment.

OPTIONAL EQUIPMENT / ACCESSORIES

MOISTURE TRAPS



Moisture traps are designed to be used as a last line of defense against moisture entering your blast pot. Wet media can cause clogs which lead to costly downtime. Moisture traps are for small blast pots only. When converting pots, check for proper ground clearance where moisture trap will be installed.

Part Numbers:

1": 888-1200-006PB-P
 1-1/4": 888-1200-007PB-P
 1-1/2": 888-1200-008PB-P
 1-1/2" **BIG GUN**: 888-1200-009PB-P

120AC POWER SUPPLY



Allows 12VDC electric blasters to be used with standard 120AC Outlets.

Part Number:

PB-SMP3WP (Powers up to 4 control valves)
 PB-SMP7WP (Powers up to 8 control valves)

REGULATOR KITS




Regulator kits allow you to blast at lower pressures for special applications. Not for use with bulk blasters.

Part Numbers:

1": 888-2003-006PB-CI
 1-1/4": 888-2003-007PB-CI
 1-1/2": 888-2003-008PB-CI
 1-1/2" **BIG GUN**: 888-2000-007PB-CI

ABRASIVE CUTOFF KITS



Add an abrasive cutoff conversion kit to your blaster allowing you to blow off your project with the same high velocity air you blast with. Pneumatic kits for use with small and bulk blasters. Electric kits for small blasters only.

Part Numbers:

Pneumatic Cutoff 55'(Small Blasters): 888-2035-00101PB
 Pneumatic Cutoff 110'(Bulk Blasters): 888-2035-03101PB
 Pneumatic Palm-Button Cutoff(Small & Bulk Blasters): 888-2035-00201PB
 Electric Cutoff (Small Blasters): 888-2035-10101PB
 Electric Palm-Button Cutoff(Small Blasters): 888-2035-10001PB

JOB TIMER



Keep track of time spent on a job and total hours on your abrasive blaster. Know your cost, control your cost & set up a preventative maintenance program for your equipment.

Part Number:

PB-9805023

EXHAUST MUFFLERS



Exhaust mufflers reduce the noise associated with blowing down a pressurized blaster. They already come standard with SPH Small-Pot conversion kits but can also be used on SPR small-pots and bulk blasters.

Part Numbers:

For Bulk Blasters: 888-2011-007PB
 For SPR Small Blasters: 888-2011-007PB-CI

UNION-END BALL VALVE



Using union-end ball valves to connect your metering valve to your bulk pot provides easy removal of the valve without dumping abrasive.

Part Number:


888-2408-907PB

OTHER PIRATE BRAND® EQUIPMENT

BULK BLASTERS



SMALL BLASTERS



SODA BLASTERS



AIR DRYERS & MOISTURE SEPARATORS

PIRATE BRAND®

About Pirate Brand®

At Pirate Brand®, we know abrasive blasting. We have fused our 100+ years of combined experience in the blasting industry with feedback from distributors and end-users to produce abrasive blast equipment and replacement parts that are second to none. In addition to our extensive line of blasting equipment, we produce a full line of aftermarket parts that are 100% compatible replacements for other blast equipment manufacturers. We believe in quality, reliability and productivity so we subject all our products to strict quality control testing to ensure the best possible performance is achieved.

**In the tough world of abrasive blasting, quality is crucial,
...and Pirate Brand® delivers.**

